

Unionism and attitudes towards unions among French young workers

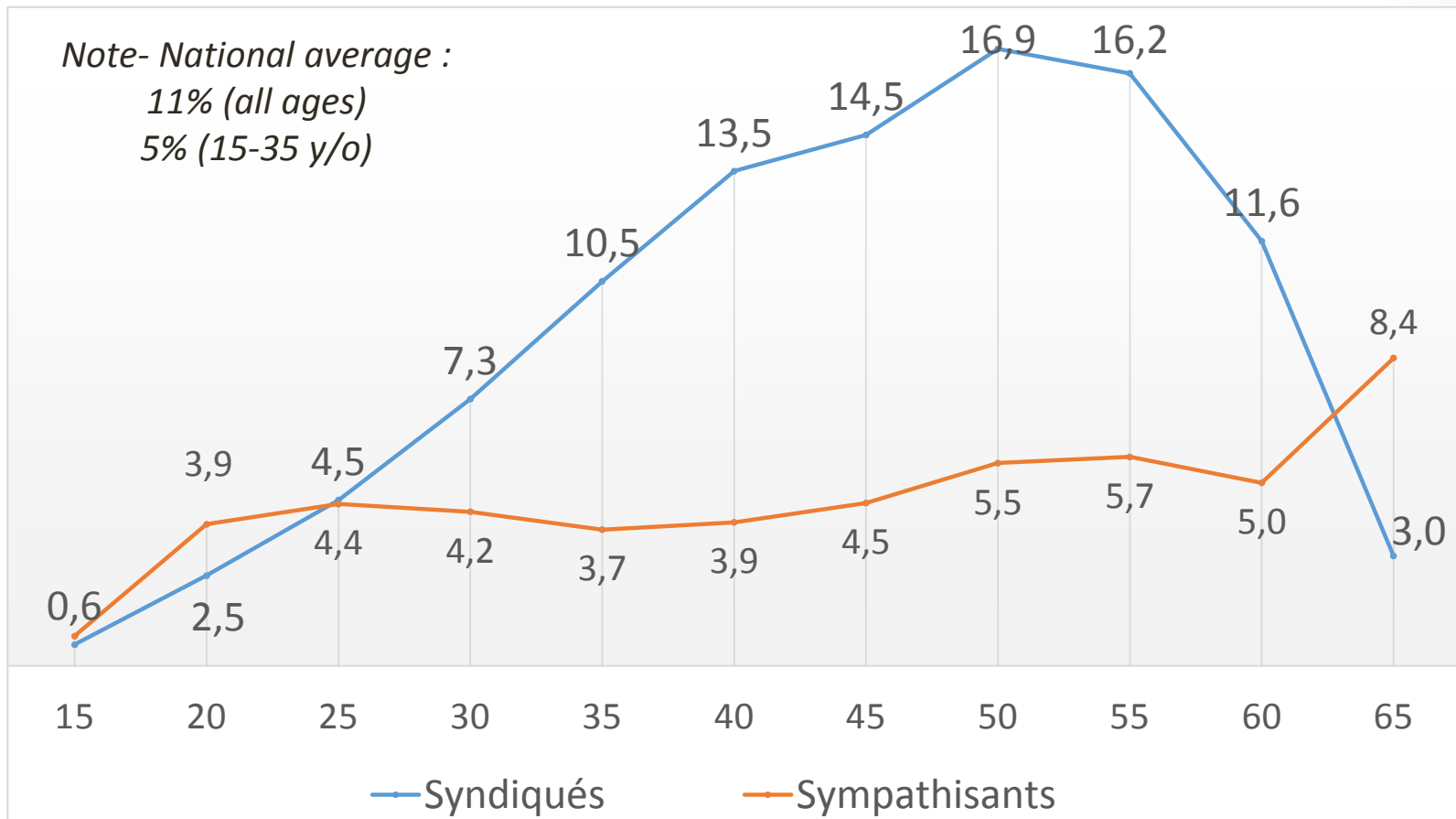
Fanny Chartier

Two public quantitative studies:

- Conditions de travail 2013 (trad = “*Labor Conditions*”)
Nb of answers : 33 000
Representative of all employed workers

- Reponse 2010-2011 (trad = “*Answer*”)
Nb of answers : 4000
Representative of all establishments of the private sector

Graph 1 : Unionism and sympathy rates according age (%)



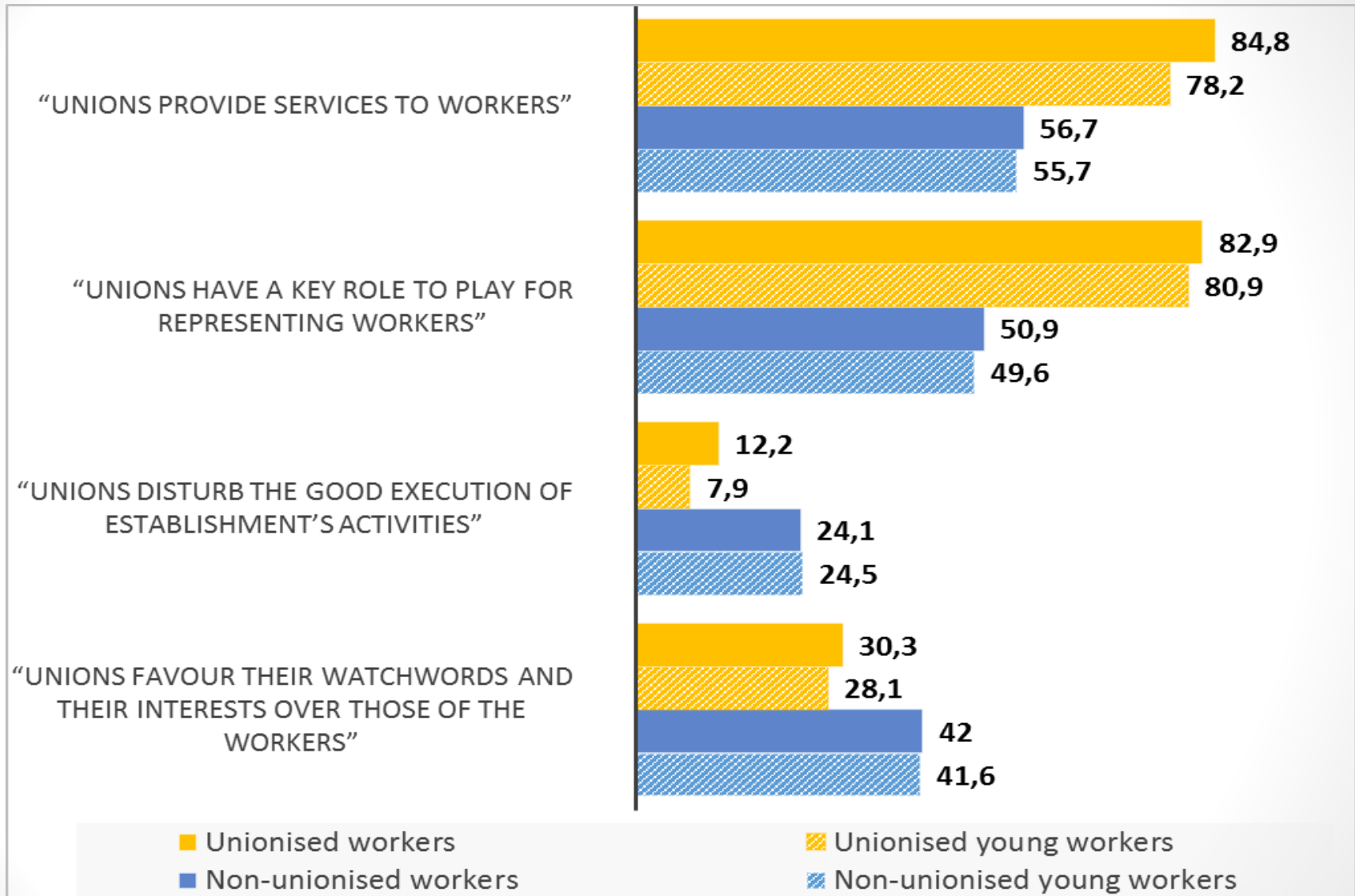
Source : Dares-DGAFP-Drees-INSEE, enquête Conditions de travail 2013

Tab1 : Unionism rate according the characteristics of young workers aged between 15 and 34 y/o

Characteristics		Public administration	Private sector	All
Age	15-19 y/o	0,4	0,6	0,6
	20-24 y/o	4,0	2,2	2,5
	25-29 y/o	8,1	3,7	4,5
	30-34 y/o	16,3	5,3	7,3
Arrival date in the establishment	Between 1991 and 2000	21,4	3,9	12,6
	Between 2001 and 2010	11,5	3,2	6,2
	Still 2011	8,2	4,2	3,1
Type of position	Permanent contract	15,1	5,0	6,4
	Temporary contract	3,0	0,5	1,4
	Interim	-	1,7	1,7
Working time	Full-time	12,5	4,2	5,6
	Part-time	4,8	2,3	2,8
Size of the establishment	Less than 50 workers	10,8	2,6	3,4
	From 50 to 199 workers	11,7	4,0	5,5
	More than 200 workers	11,0	7,4	8,5
All		10,7	3,9	5,0

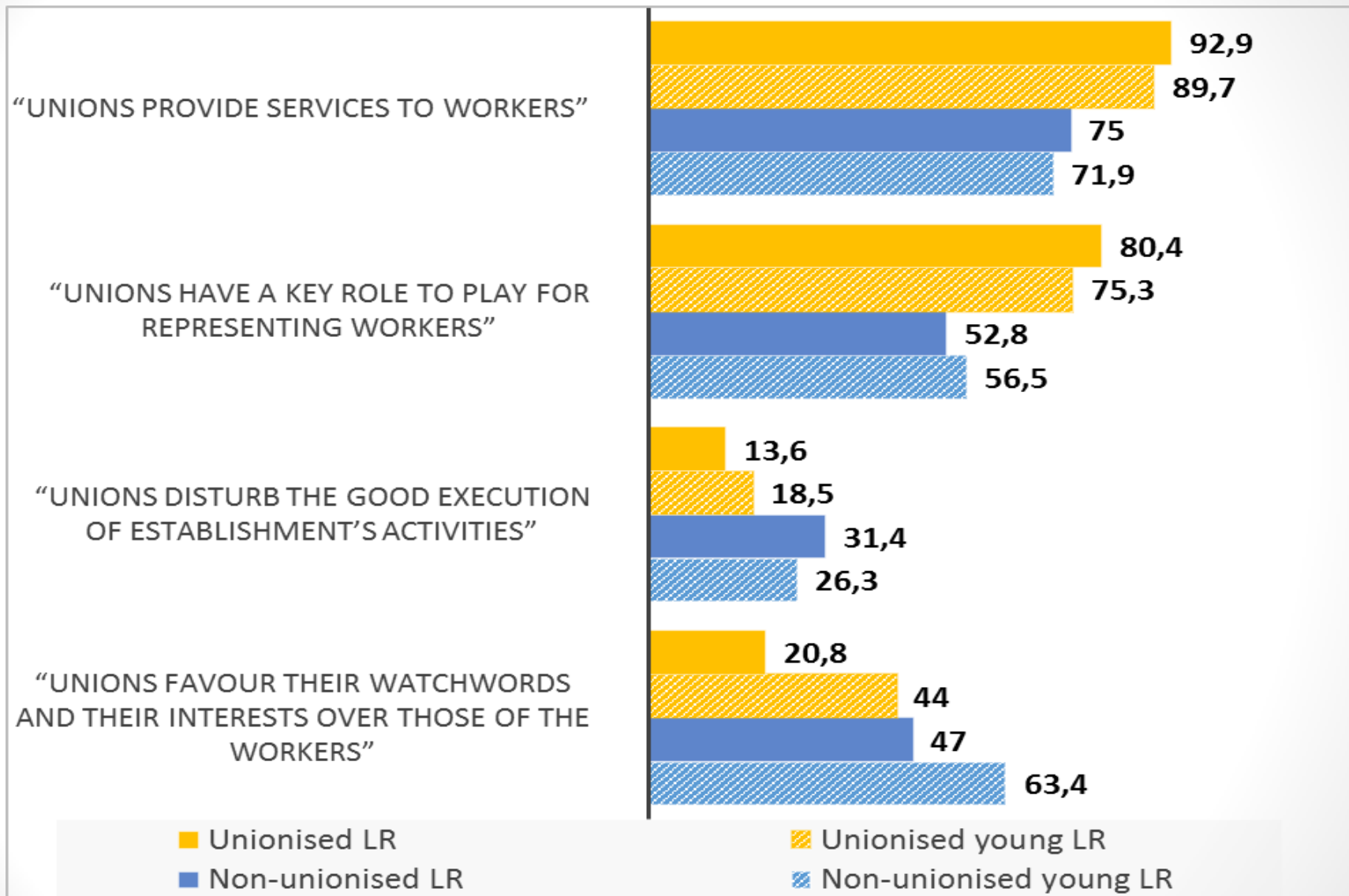
Source : Dares-DGAFP-Drees-INSEE, enquête Conditions de travail 2013

Graph 2a : Opinion towards unions, % of “agree”



Source : enquête REPONSE 2010-2011, volet salariés.

Graph 2b : Opinion towards unions, % of “agree”



Source : enquête REPONSE 2010-2011, volet RP.